

Germanium Diode

AA134

55V / 50mA

DATASHEET

OEM – Telefunken

Source: Telefunken Databook 1977

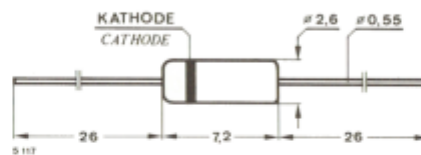
AA 134

Germanium-Spitzendiode
Germanium point contact diode

Anwendungen: Allgemein, für mittlere Betriebsspannungen.

Applications: General purpose, for medium supply voltages.

Abmessungen in mm
Dimensions in mm



Normgehäuse
 Case
 51 A 2 DIN 41880
 JEDEC DO 7
 Gewicht · Weight
 max. 0,2 g

Absolute Grenzdaten Absolute maximum ratings	t_{amb}	25 °C		60 °C	
Stoßsperrspannung Surge reverse voltage	U_{RSM}	85	75	V	
Periodische Spitzensperrspannung Repetitive peak reverse voltage	U_{RRM}	70	60	V	
Sperrspannung Reverse voltage	U_R	55	45	V	
Stoßdurchlaßstrom Surge forward current	I_{FSM}	500	500	mA	
Periodischer Durchlaßspitzenstrom Repetitive peak forward current	I_{FRM}	150	80	mA	
Durchlaßstrom Forward current	I_F	50	25	mA	
Durchlaßstrom, Mittelwert Average forward current					
$U_R = 0$	I_{FAV}	50	20	mA	
$u_m = U_{RRM}$	I_{FAV}	15	7	mA	
Sperrschichttemperatur Junction temperature	t_j		100	°C	
Lagerungstemperaturbereich Storage temperature range	t_{stg}		-55...+100	°C	

AA 134

Wärmewiderstand Thermal resistance

Min. Typ. Max.

Sperrschicht-Umgebung

Junction ambient

$l = 4 \text{ mm}$, $t_L = \text{konstant}$
constant

R_{thJA}

400 °C/W

Kenngößen Characteristics

$t_j = 25 \text{ °C}$

Durchlaßspannung

Forward voltage

$I_F = 0,1 \text{ mA}$

U_F

0,17

V

$I_F = 10 \text{ mA}$

U_F

1,35

1,8

V

$I_F = 50 \text{ mA}$

$U_F^{1)}$

3,2

V

Sperrstrom

Reverse current

$U_R = 3 \text{ V}$

I_R

7,5

μA

$U_R = 10 \text{ V}$

I_R

13

25

μA

$U_R = 50 \text{ V}$

I_R

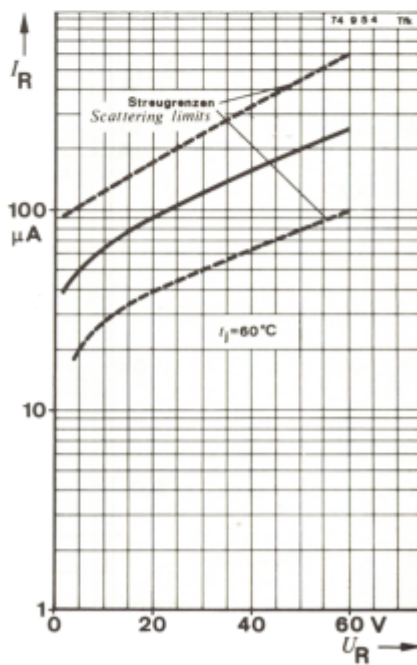
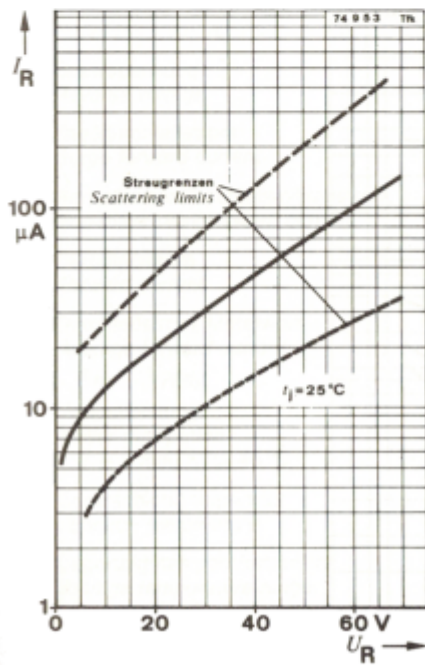
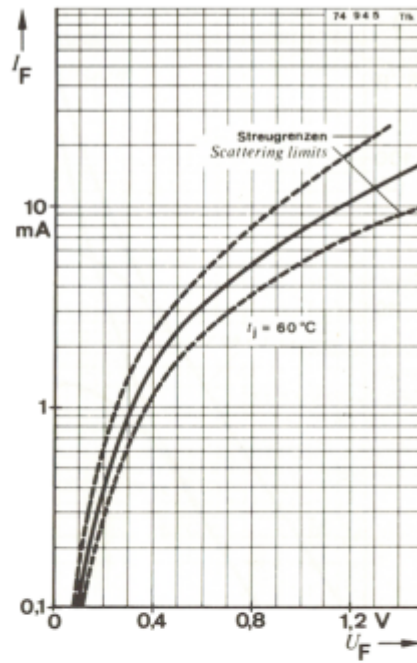
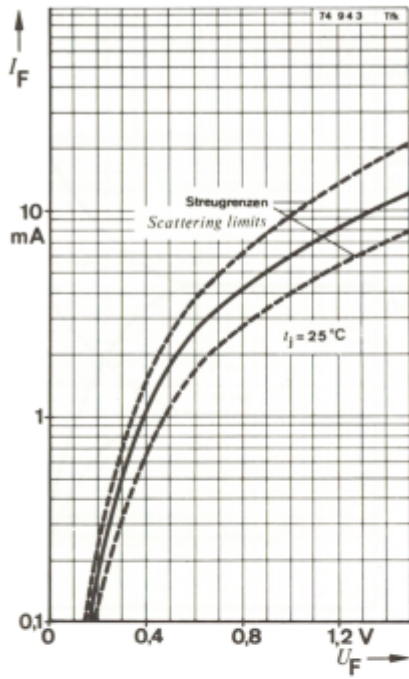
70

200

μA

1) $\frac{t_p}{T} = 0,01$, $t_p = 0,3 \text{ ms}$

AA 134



AA 134

